



ELITE WINE REFRIGERATION



Wine & beverage storage made simple

Our product range are a stylish and practical solution for those who want to store both wine and other drinks in a cohesive and elegant setup. Designed to complement each other in both form and function, these coolers often feature consistent finishes, similar dimensions, and uniform lighting to create a seamless look in any kitchen, bar, or entertainment space.

Designed with a unique approach that sets it apart from anything else on the market, it seamlessly blends technology with user-friendly functionality. Every detail has been carefully implemented to ensure not only high performance but also effortless integration into daily life. By using our deep knowledge and forward-thinking design, we've created a product that is both fresh and practical.



Contents

Page 3-13	KITCHENLINE
Page 15-25	STORAGELINE
Page 26-27	Installation Information

Email: sales@elitefridges.co.uk
Telephone: 0333 577 6466

Address: Unit 3 Central Trading Estate, Chester, CH4 8SX

Side by side installations


Home bars and beverage centres are now a common install within people's homes, our coolers have been designed with this in mind - all models come with a reversible door so that the doors open from the middle for side by side installations.



Door finishes to choose from



Black glass with handle



Push to open black glass



Stainless steel with handle



Panel ready with push to open

Kitchen Line




SHOWCASE LIGHTING

Smooth LED strips with dimmable function - 3000k

SOFT CLOSE DOOR

All of our models are equipped with zero clearance hinges



Wine Cooler




EASY ACCESS

Telescopic shelving on most models


SEAMLESS INTEGRATION

Extra deep plinth recesses



FLEXIBLE BOTTLE SIZES

Holds Burgundy and Champagne bottles as standard at 85-90mm diameter



TOUCH SCREEN

Our wine coolers feature an LED with touch control buttons.



TRIPLE GLAZED DOOR
Maintains the temperature efficiently


BUILT IN ALARM SYSTEMS
Audible and visual alarms

Beverage Cooler

REVERSIBLE DOORS
Right hand hinges as standard




INVERTER COMPRESSORS
Digitally controlled to reduce sound output



2-14°C Internal Temp.

SECURE INSTALL
Fixing kits supplied with all models



3 YEAR WARRANTY
Parts and labour

UNDERCOUNTER: BLACK & STAINLESS HANDLE

WINE | UNDERCOUNTER

Product Dimensions: H818 x W295 x D565mm

FEATURES

- Wooden shelves (sliding)
- 3 shelves
- White LED strip - 3000k dimmable
- Triple glazed glass door
- Reversible door with soft close
- Adjustable feet (70mm)
- Low noise level: 38 dB
- Fits Champagne bottles



SKU: W18S-SSH

SKU: W18S-BH

SPECIFICATION

- Black or stainless handle
- Capacity: 18 bottles (750ml Bordeaux)
- Temperature Range: 5 - 20°C
- Single temperature zone
- Charcoal filter
- Energy class: F
- Energy consumption: 97 kWh/annum



BEVERAGE | UNDERCOUNTER

Product Dimensions: H818 x W295 x D565mm

FEATURES

- Glass shelves (sliding)
- 2 Shelves
- White LED strip - 3000k dimmable
- Triple glazed glass door
- Reversible door with soft close
- Adjustable feet (70mm)
- Low noise level: 38 dB



SKU: BV18-SSH

SKU: BV18-BH

SPECIFICATION

- Black or stainless handle
- Capacity: 46 litres (48 x 330ml cans)
- Temperature Range: 2 - 14°C
- Single zone
- Charcoal filter
- Energy class: C
- Energy consumption: 219 kWh/annum



UNDERCOUNTER: BLACK & STAINLESS HANDLE

WINE | UNDERCOUNTER

Product Dimensions: H819 x W597 x D575mm

FEATURES

- Wooden shelves (telescopic)
- 5 shelves suitable for larger bottles
- White LED strip - 3000k dimmable
- Triple glazed glass door
- Reversible door with soft close
- Adjustable feet (70mm)
- Low noise level: 38 dB
- Fits Champagne bottles




SKU: W34-SSH



SKU: W34-BH

SPECIFICATION

- Black or stainless handle
- Capacity: 36 bottles (fits larger bottles)
- Temperature Range: 5 - 20°C
- Dual temperature zone
- Charcoal filter
- Energy class: F
- Energy consumption: 104 kWh/annum



BEVERAGE | UNDERCOUNTER

Product Dimensions: H819 x W597 x D575mm

FEATURES

- Glass shelves (telescopic)
- 2 Shelves
- White LED strip - 3000k dimmable
- Triple glazed glass door
- Reversible door with soft close
- Adjustable feet (70mm)
- Low noise level: 38 dB



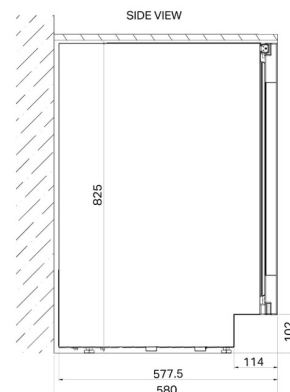
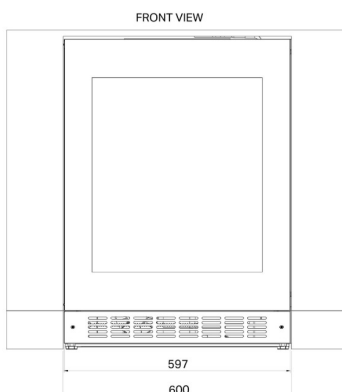
SKU: BV34-SSH



SKU: BV34-BH

SPECIFICATION

- Black or stainless handle
- Capacity: 109 litres (119 x 330ml cans)
- Temperature Range: 2 - 14°C
- Single zone
- Charcoal filter
- Energy class: B
- Energy consumption: 204 kWh/annum




UNDERCOUNTER: HANDLELESS - PUSH TO OPEN

WINE | UNDERCOUNTER

Product Dimensions: H818 x W295 x D565mm

FEATURES

- Telescopic wooden shelves with black front (aluminium trims)
- 3 Shelves (sliding)
- White LED strip - 3000k dimmable
- Triple glazed glass door
- Reversible door with soft close
- Adjustable feet (70mm)
- Low noise level: 38 dB
- Fits Champagne bottles



SKU: W18B-TO

SPECIFICATION

- Handleless: Push to open
- Black glass door
- Capacity: 18 bottles (750ml Bordeaux)
- Temperature Range: 5 - 20°C
- Dual temperature zone
- Charcoal filter
- Energy class: F
- Energy consumption: 97 kWh/annum




BEVERAGE | UNDERCOUNTER

Product Dimensions: H818 x W295 x D565mm

FEATURES

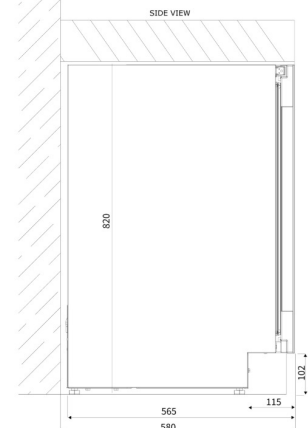

- Glass shelves (sliding)
- 2 Shelves
- White LED strip - 3000k dimmable
- Triple glazed glass door
- Reversible door with soft close
- Adjustable feet (70mm)
- Noise level: 38 dB



SKU: BV18B-TO

SPECIFICATION

- Handleless: Push to open
- Black glass door
- Capacity: 46 litres (48 x 330ml cans)
- Temperature Range: 2 - 14°C
- Single zone
- Charcoal filter
- Energy class: C
- Energy consumption: 219 kWh/annum



UNDERCOUNTER: HANDLELESS - PUSH TO OPEN

WINE | UNDERCOUNTER

Product Dimensions: H819 x W597 x D575mm

FEATURES

- Telescopic wooden shelves with black front (aluminium trims)
- 5 shelves suitable for larger bottles
- White LED strip - 3000k dimmable
- Triple glazed glass door
- Reversible door with soft close
- Adjustable feet (70mm)
- Low noise level: 38 dB
- Fits Champagne bottles



SKU: W34B-TO

WINE SPECIFICATION

- Handleless: Push to open
- Black glass door
- Capacity: 36 bottles (fits larger bottles)
- Temperature Range: 5 - 20°C
- Dual temperature zone
- Charcoal filter
- Energy class: F
- Energy consumption: 104 kWh/annum




BEVERAGE | UNDERCOUNTER

Product Dimensions: H819 x W597 x D575mm

FEATURES

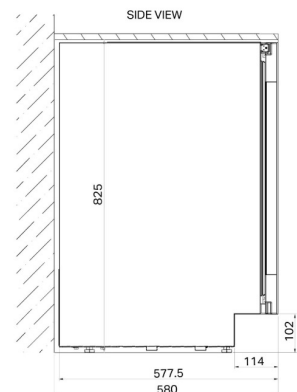
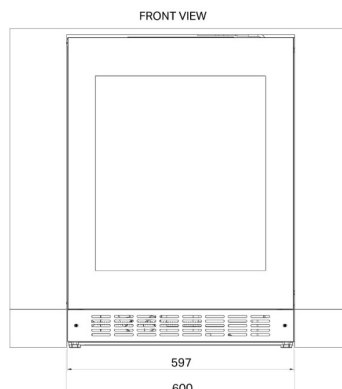
- Glass shelves (telescopic)
- 2 Shelves
- White LED strip - 3000k dimmable
- Triple glazed glass door
- Reversible door with soft close
- Adjustable feet (70mm)
- Low noise level: 38 dB



SKU: BV34B-TO

BEVERAGE SPECIFICATION

- Handleless: Push to open
- Black glass door
- Capacity: 109 liters (119 x 330ml cans)
- Temperature Range: 2 - 14°C
- Single temperature zone
- Charcoal filter
- Energy class: B
- Energy consumption: 209 kWh/annum



INTEGRATED: HANDLELESS - PUSH TO OPEN

WINE | INTEGRATED

Product Dimensions: H1789.5 x W595 x D559mm

FEATURES

- Telescopic wooden shelves with black front (aluminium trims)
- 15 shelves suitable for larger bottles, 1 fixed lower shelf
- White LED strip - 3000k dimmable
- Triple glazed glass door
- Reversible door with soft close
- Adjustable feet (15mm)
- Low noise level: 38 dB
- Fits Champagne bottles

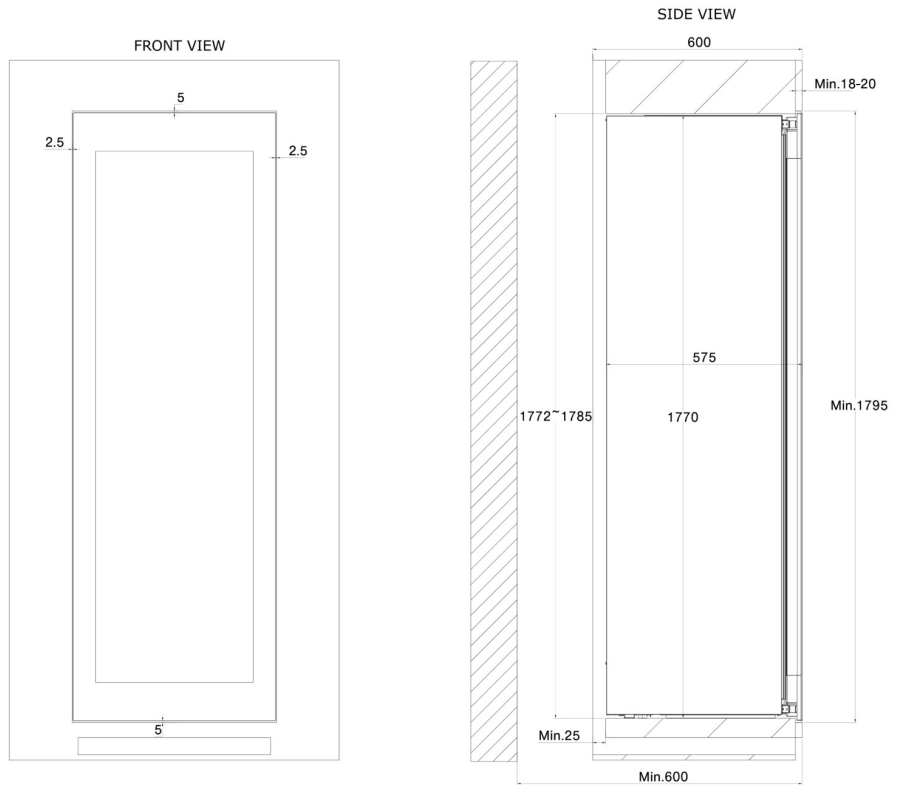


SPECIFICATION

- Handleless: Push to open
- Black glass door
- Capacity: 96 bottles (fits larger bottles)
- Temperature Range: 5 - 20°C
- Dual temperature zone
- Charcoal filter
- Energy class: G
- Energy consumption: 159 kWh/annum

96    38dB 



SKU: W96B-TO



UNDERCOUNTER: HANDLELESS - PANEL READY

WINE | UNDERCOUNTER

Product Dimensions: H819 x W597 x D575mm

FEATURES

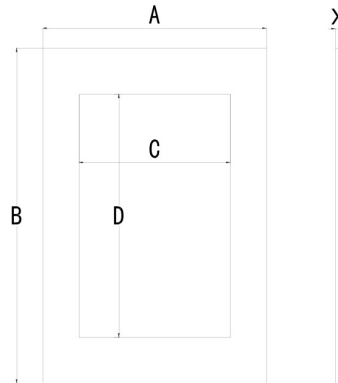
- Telescopic wooden shelves with black front (aluminium trims)
- 5 shelves suitable for larger bottles
- White LED strip - 3000k dimmable
- Triple glazed glass door
- Reversible door with soft close
- Adjustable feet (70mm)
- Low noise level: 38 dB
- Fits Champagne bottles



SKU: W34PANEL-TO

WINE SPECIFICATION

- Handleless: Push to open
- Panel ready door - upto 20kg weight limit
- Accepts full solid panel
- Capacity: 36 bottles (fits larger bottles)
- Temperature Range: 5 - 20°C
- Dual temperature zone
- Charcoal filter
- Energy class: F
- Energy consumption: 104 kWh/annum



PANEL DIMENSIONS


- A = 595mm
- B = 715mm (min)
- C = 440mm (min)
- D = 500mm (min)
- X = 13-22mm

BEVERAGE | UNDERCOUNTER

Product Dimensions: H819 x W597 x D575mm

FEATURES

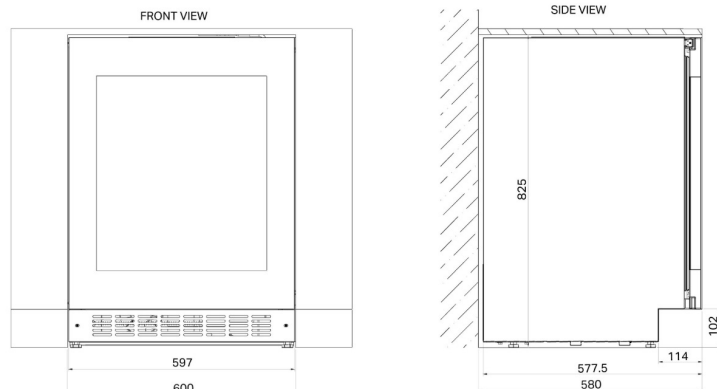
- Glass shelves (telescopic)
- 2 Shelves + Wooden base shelf
- White LED strip - 3000k dimmable
- Triple glazed glass door
- Reversible door with soft close
- Adjustable feet (70mm)
- Low noise level: 38 dB



SKU: BV34PANEL-TO

BEVERAGE SPECIFICATION

- Handleless: Push to open
- Panel ready door - upto 20kg weight limit
- Accepts full solid panel
- Capacity: 109 liters (119 x 330ml cans)
- Temperature Range: 2 - 14°C
- Single temperature zone
- Charcoal filter
- Energy class: C
- Energy consumption: 209 kWh/annum



INTEGRATED: HANDLELESS - PANEL READY

WINE | INTEGRATED

Product Dimensions: H1789.5 x W595 x D559mm

FEATURES

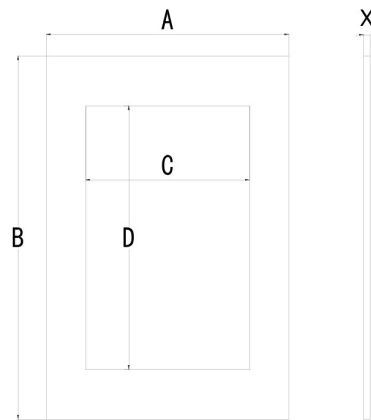
- Telescopic wooden shelves with black front (aluminium trims)
- 15 shelves suitable for larger bottles, 1 fixed lower shelf
- White LED strip - 3000k dimmable
- Triple glazed glass door
- Reversible door with soft close
- Adjustable feet (15mm)
- Low noise level: 38 dB
- Fits Champagne bottles

SPECIFICATION

- Handleless: Push to open
- Panel ready door - upto 20kg weight limit
- Accepts full solid panel
- Capacity: 96 bottles (fits larger bottles)
- Temperature Range: 5 - 20°C
- Dual temperature zone
- Charcoal filter
- Energy class: G
- Energy consumption: 159 kWh/annum

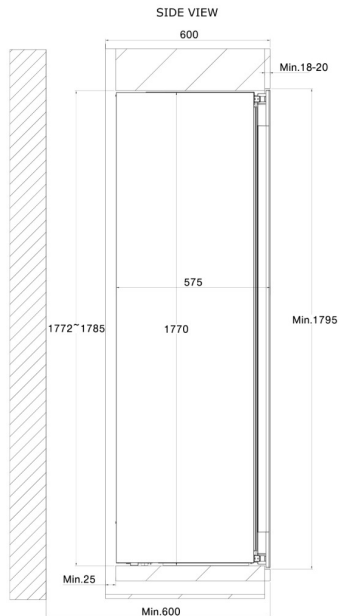



SKU: W96PANEL-TO



PANEL DIMENSIONS

- A = 595mm
- B = 1788mm (min)
- C = 400mm (min)
- D = 1543mm (min)
- X = 13-22mm





The StorageLine

The StorageLine Collection is crafted for discerning wine lovers and professionals who require generous capacity and long-term preservation. With models accommodating more than 160 Burgundy-style bottles, this range delivers exceptional storage without compromise.

Designed primarily in full-height refrigerator formats, StorageLine offers a unique selection of depths ideal for both kitchen retailers and end-users seeking seamless integration. Created for professional and domestic environments alike, StorageLine units come equipped with a host of premium features, including:

- Lock and key on all models
- Quiet running inverter compressors and
- Shelves that can accommodate larger bottles on most models
- Dual evaporators, allowing each temperature zone to flip
- Display shelves and other accessories

You'll also find dedicated beverage coolers and beverage centres - perfect for entertaining guests in a hotel, restaurant, or your own home bar.



Storage Line



SHOWCASE LIGHTING

Smooth LED strips with multi-light functions - 3000k



EASY ACCESS

Telescopic shelving on most models



OPTIONAL DISPLAY SHELVES

FLEXIBLE BOTTLE SIZES

Holds Burgundy and Champagne bottles as standard at 85-90mm diameter



Wine Cooler

SOFT CLOSE DOOR

All of our models are equipped with zero clearance hinges



LOW-E GLASS DOOR

Triple-glazed for cooling efficiency and maintaining temperature




TOUCH SCREEN

LCD display with touch control buttons.



FIXED TEMPERED GLASS SHELVES
Easy access to your beverages



VENTILATED GRILLE WITH LOCK
Suitable for built in and freestanding installation



INVERTER COMPRESSORS
Digitally controlled to reduce sound output

3 YEAR WARRANTY
Parts and labour

Beverage Cooler



MIX & MATCH
Beverage centres catered to wine and beverages



FULL BLACK GLASS DOOR
High quality glass finish with handled door



REVERSIBLE DOORS
Right hand hinges as standard

BUILT IN ALARM SYSTEMS
Audible and visual alarms

BUILT-IN OR FREESTANDING: BLACK GLASS

WINE | BUILT IN OR FREESTANDING

Product Dimensions: H820 x W595 x D575mm

FEATURES

- Wooden shelves (telescopic)
- 5 shelves suitable for larger bottles
- White LED strip - 3000k
- Triple glazed glass door (low-E)
- Reversible door with soft close
- Zero clearance hinges
- Lock with key
- Adjustable feet (70mm)
- Low noise level: 37 dB
- Fits Burgundy/Rhone bottles



SKU: W46S-BLACK

SPECIFICATION

- Black handle
- Capacity: 46 bottles (fits larger bottles)
- Temperature Range: 5 - 20°C
- Single temperature zone
- Charcoal filter
- Energy class: F
- Energy consumption: 104 kWh/annum



BEVERAGE | BUILT IN OR FREESTANDING

Product Dimensions: H820 x W595 x D575mm

FEATURES


- Glass shelves (fixed, height adjustable)
- 2 Shelves
- White LED strip - 3000k
- Triple glazed glass door (low-E)
- Reversible door with soft close
- Zero clearance hinges
- Adjustable feet (70mm)
- Low noise level: 38 dB



SKU: BV46S-BLACK

SPECIFICATION

- Black handle
- Capacity: 127 litres (141 x 330ml cans)
- Temperature Range: 1 - 18°C
- Single temperature zone
- Charcoal filter
- Energy class: C
- Energy consumption: 365 kWh/annum



BUILT-IN OR FREESTANDING: BLACK GLASS

WINE | BUILT IN OR FREESTANDING

Product Dimensions: H820 x W595 x D575mm

FEATURES

- Wooden shelves (telescopic)
- 4 shelves suitable for larger bottles
- White LED strip - 3000k
- Triple glazed glass door (low-E)
- Reversible door with soft close
- Zero clearance hinges
- Lock with key
- Adjustable feet (70mm)
- Low noise level: 37 dB
- Fits Burgundy/Rhone bottles



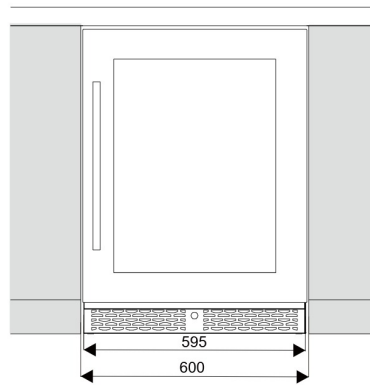
SKU: W39D-BLACK

SPECIFICATION

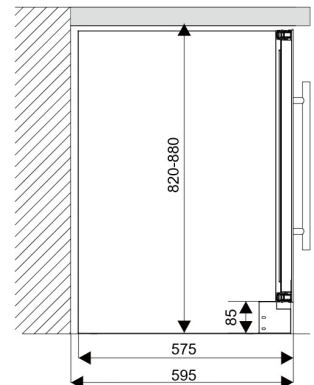
- Black handle
- Capacity: 39 bottles (fits larger bottles)
- Temperature Range: 5 - 20°C
- Dual temperature zone
- Charcoal filter
- Energy class: F
- Energy consumption: 104 kWh/annum



Front View



Side View



BUILT-IN OR FREESTANDING: REDUCED DEPTH

WINE | BUILT IN OR FREESTANDING

Product Dimensions: H1785 x W490 x D480mm

FEATURES

- Wooden shelves (sliding)
- 7 shelves for Bordeaux bottles (standard 750ml)
- White LED strip - 3000k
- Triple glazed glass door (low-E)
- Reversible door with soft close
- Zero clearance hinges
- Lock with key
- Low noise level: 41 dB
- Shelf for Burgundy bottles available (accessory)

SPECIFICATION

- Black handle
- Capacity: 73 bottles
- Temperature Range: 5 - 20°C
- Single temperature zone
- Charcoal filter
- Energy class: F
- Energy consumption: 111 kWh/annum



SKU: W82S-BLACK

BEVERAGE CENTER | BUILT IN OR FREESTANDING

Product Dimensions: H1785 x W490 x D480mm

FEATURES

- Top section: Beverage - glass shelves (fixed)
- Bottom section: Wine - wooden shelves (sliding)
- White LED strip - 3000k
- Triple glazed glass door (low-E)
- Reversible door with soft close
- Zero clearance hinges
- Lock with key
- Low noise level: 40 dB
- Shelf for Burgundy bottles available (accessory)

SPECIFICATION

- Black handle
- Beverage Capacity: 127 litres (66 x 330ml cans)
- Wine Capacity: 43 Bordeaux bottles (standard 750ml)
- Temperature Range: 1 - 18°C
- Dual temperature zone
- Charcoal filter
- Energy class: G
- Energy consumption: 154 kWh/annum



SKU: WBV75D-BLACK



BUILT-IN OR FREESTANDING: REDUCED DEPTH

WINE | BUILT IN OR FREESTANDING





Product Dimensions: H1785 x W490 x D480mm

FEATURES

- Wooden shelves (sliding)
- 7 shelves for Bordeaux bottles (standard 750ml)
- White LED strip - 3000k
- Triple glazed glass door (low-E)
- Reversible door with soft close
- Zero clearance hinges
- Lock with key
- Low noise level: 40 dB
- Shelf for Burgundy bottles available

SPECIFICATION

- Black handle
- Capacity: 71 bottles
- Temperature Range: 5 - 20°C
- Dual temperature zone
- Charcoal filter
- Energy class: G
- Energy consumption: 154 kWh/annum

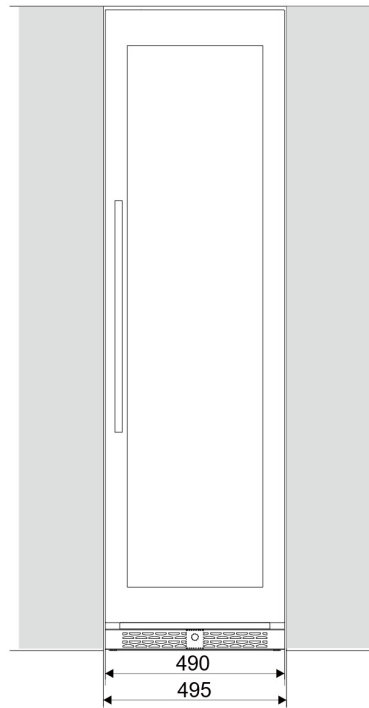
71   40dB   Depth 480mm



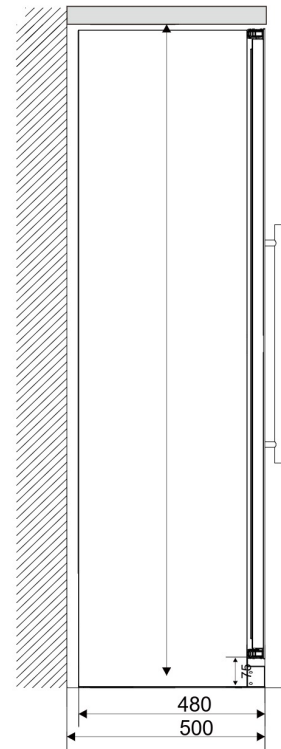
SKU: W75D-BLACK



Front View



Side View



BUILT-IN OR FREESTANDING: BLACK GLASS

WINE | BUILT IN OR FREESTANDING

Product Dimensions: H1790 x W595 x D565mm

FEATURES

- Wooden shelves (telescopic)
- 14 shelves suitable for larger bottles
- White LED strip - 3000k
- Triple glazed glass door (low-E)
- Reversible door with soft close
- Zero clearance hinges
- Lock with key
- Low noise level: 39 dB
- Display shelves available (accessory)

SPECIFICATION

- Black handle
- Capacity: 110 bottles (fits larger bottles)
- Temperature Range: 5 - 20°C
- Single temperature zone
- Charcoal filter
- Energy class: F
- Energy consumption: 111 kWh/annum



SKU: FWS122S-BLACK

BEVERAGE CENTER | BUILT IN OR FREESTANDING

Product Dimensions: H1790 x W595 x D565mm

FEATURES

- Top section: Beverage - glass shelves (fixed)
- Bottom section: Wine - wooden shelves (telescopic)
- White LED strip - 3000k
- Triple glazed glass door (low-E)
- Reversible door with soft close
- Zero clearance hinges
- Lock with key
- Low noise level: 40 dB
- Display shelves available (accessory)

SPECIFICATION

- Black handle
- Beverage Capacity: 127 litres (141 x 330ml cans)
- Wine Capacity: 43 Burgundy bottles (standard 750ml)
- Temperature Range: 1 - 18°C
- Dual temperature zone
- Charcoal filter
- Energy class: G
- Energy consumption: 154 kWh/annum



SKU: WBV93D-BLACK



BUILT-IN OR FREESTANDING: BLACK GLASS

WINE | BUILT IN OR FREESTANDING

Product Dimensions: H1790 x W595 x D565mm

FEATURES

- Wooden shelves (telescopic)
- 12 shelves suitable for larger bottles
- White LED strip - 3000k
- Triple glazed glass door (low-E)
- Reversible door with soft close
- Zero clearance hinges
- Lock with key
- Low noise level: 39 dB
- Display shelves available (accessory)

SPECIFICATION

- Black handle
- Capacity: 101 bottles (fits larger bottles)
- Temperature Range: 5 - 20°C
- Dual temperature zone
- Charcoal filter
- Energy class: G
- Energy consumption: 158 kWh/annum

101   39 dB   Depth 565mm



SKU: FWS93D-BLACK



BEVERAGE | BUILT IN OR FREESTANDING

Product Dimensions: H1790 x W595 x D565mm


FEATURES

- Glass shelves (fixed, height adjustable)
- 7 Shelves
- White LED strip - 3000k
- Triple glazed glass door (low-E)
- Reversible door with soft close
- Zero clearance hinges
- Lock with key
- Low noise level: 39 dB
- Wooden shelves available (accessory)

SPECIFICATION

- Black handle
- Beverage Capacity: 336 litres (141 x 330ml cans)
- Temperature Range: 1 - 18°C
- Single temperature zone
- Charcoal filter
- Energy class: C
- Energy consumption: 365 kWh/annum

336 L   39 dB   Depth 565mm



SKU: BV122S-BLACK



BUILT-IN OR FREESTANDING: HIGH CAPACITY

WINE | BUILT IN OR FREESTANDING

Product Dimensions: H1720 x W595 x D715mm

FEATURES

- Wooden shelves (telescopic)
- 14 shelves suitable for larger bottles
- White LED strip - 3000k
- Triple glazed glass door (low-E)
- Reversible door with soft close
- Zero clearance hinges
- Lock with key
- Low noise level: 39 dB
- Display shelves available (accessory)

SPECIFICATION

- Black handle
- Capacity: 161 bottles (fits larger bottles)
- Temperature Range: 5 - 20°C
- Single temperature zone
- Charcoal filter
- Energy class: G
- Energy consumption: 154 kWh/annum



SKU: FWS163S-BLACK

161   39dB   Depth 715mm



BUILT-IN OR FREESTANDING: HIGH CAPACITY

WINE | BUILT IN OR FREESTANDING

Product Dimensions: H1720 x W595 x D715mm

FEATURES

- Wooden shelves (telescopic)
- 13 shelves suitable for larger bottles
- White LED strip - 3000k
- Triple glazed glass door (low-E)
- Reversible door with soft close
- Zero clearance hinges
- Lock with key
- Low noise level: 39 dB
- Display shelves available (accessory)

SPECIFICATION

- Black handle
- Capacity: 154 bottles (fits larger bottles)
- Temperature Range: 5 - 20°C
- Dual temperature zone
- Charcoal filter
- Energy class: G
- Energy consumption: 154 kWh/annum

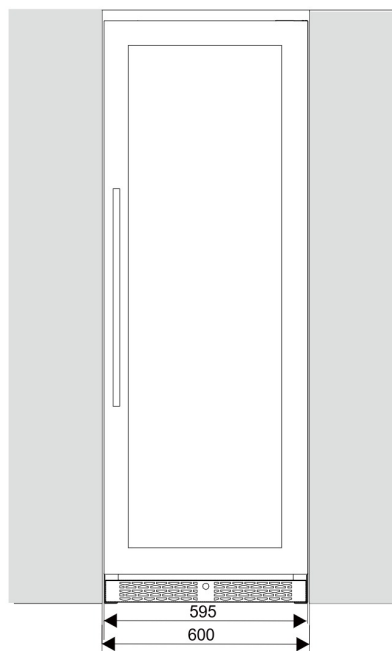
154   39 dB   Depth 715mm



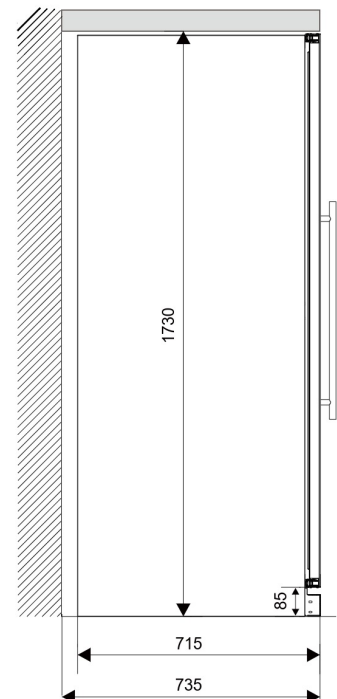
SKU: FWS154D-BLACK



Front View



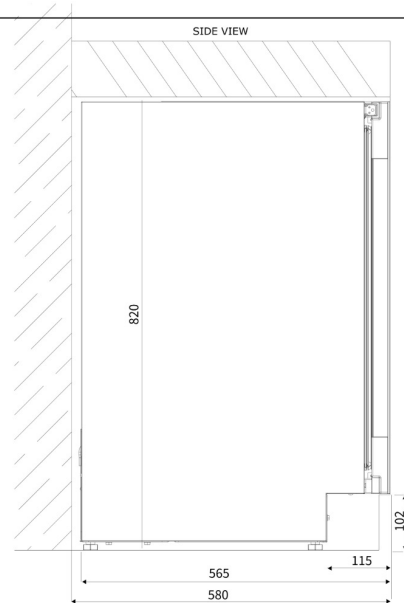
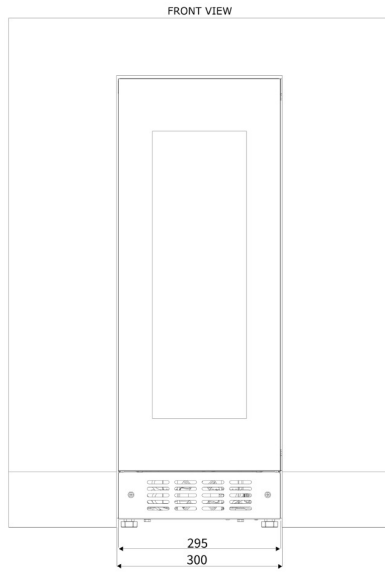
Side View



Installation & Panel Dimensions

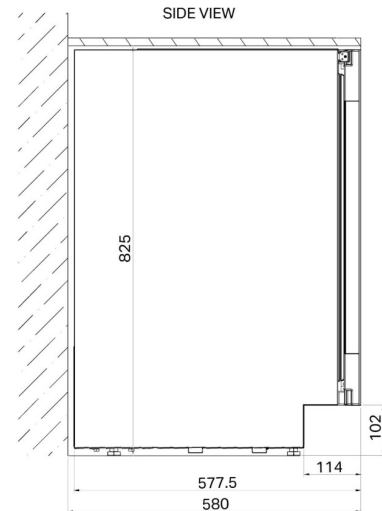

- W18S-SSH
- W18S-BH
- W18D-SSH
- W18D-BH
- W18B-TO

- BV18-SSH
- BV18-BH
- BV18B-TO

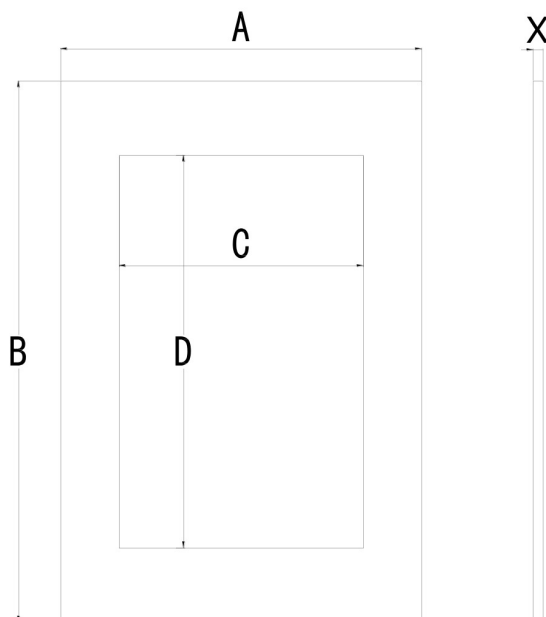


- W34-SSH
- W34-BH
- W34PANEL-TO
- W34B-TO


- BV34-SSH
- BV34-BH
- BV34PANEL-TO
- BV34B-TO



- W34PANEL-TO
- BV34PANEL-TO

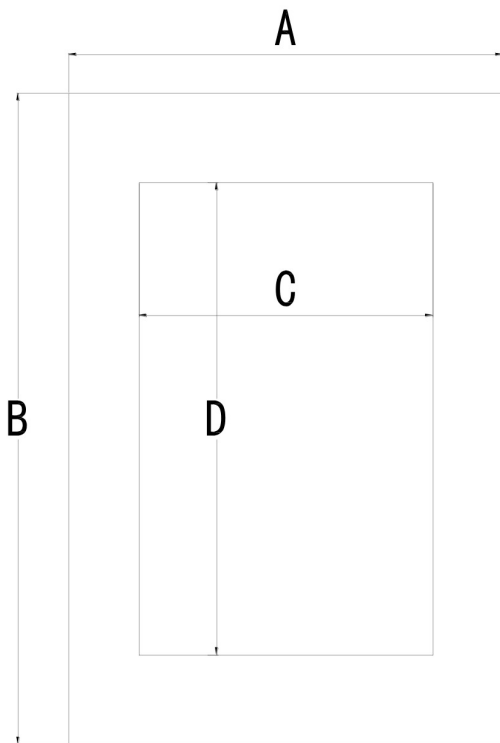
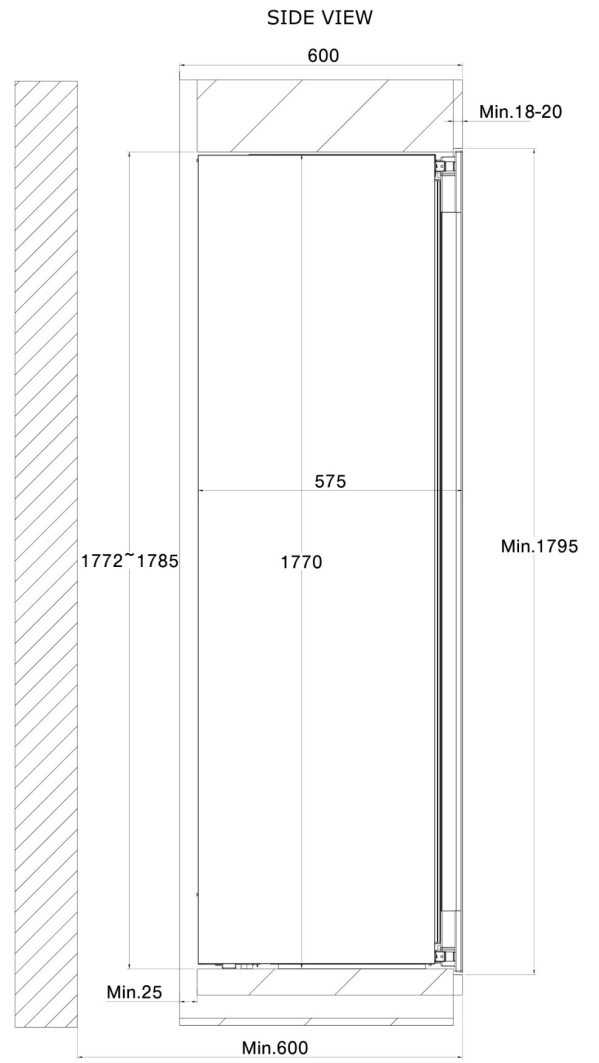


- A = 595mm
- B = 715mm (min)
- C = 440mm (min)
- D = 500mm (min)
- X = 13-22mm



- W96B-TO
- W96PANEL-TO

- WBV99B-TO
- WBV99PANEL-TO



- W96PANEL-TO
- WBV99PANEL-TO



- A = 595mm
- B = 1788mm (min)
- C = 400mm (min)
- D = 1543mm (min)
- X = 13-22mm



info@elitefridges.co.uk



0333 577 6466



www.elitefridges.co.uk

Address: Unit 3 Central Trading Estate, Chester, CH4 8SX